


Barnet Council, in partnership with Regional Enterprise (Re) Ltd are responsible for the maintenance of over 478 miles of roads; from major A roads to narrow single track lanes.

Our winter service is a crucial part of our maintenance work to ensure you travel around Barnet safely.

This work includes:



Gritting major roads when there is a risk of ice



Clearing snow




Reacting to floods

Contacts:

The Highway Correspondence team are available between:


9am - 5pm Monday – Friday


 020 8359 3555

 HighwaysCorrespondence@Barnet.gov.uk


If a situation requires urgent care dial 999 immediately.


More information:

 Read our [winter maintenance advice](https://www.barnet.gov.uk/citizen-home/parking-roads-and-pavements/) by clicking <https://www.barnet.gov.uk/citizen-home/parking-roads-and-pavements/>

 Follow our twitter [@BarnetCouncil](https://twitter.com/BarnetCouncil) for regular updates on when we are gritting in Barnet

 TFL live [road statuses](http://www.tfl.gov.uk/roads/status) at <http://www.tfl.gov.uk/roads/status>

 [Highways agency](http://www.highways.gov.uk/traffic-information/) live updates at <http://www.highways.gov.uk/traffic-information/>

 Should you also need any further [tips on winter wellness](http://www.barnet.gov.uk/winterwell) please visit www.barnet.gov.uk/winterwell

Keeping you safe on the roads during the winter months



 [@BarnetCouncil](https://twitter.com/BarnetCouncil)
[#ourneighbourhoods](https://twitter.com/BarnetCouncil)

Re

BARNET
LONDON BOROUGH

Did you know?



We have 11 grit lorries this winter, ready to keep our roads clear and safe.



The winter maintenance team will be working 24 hours during these times.



The winter salting programme ensures that 148 miles of our busiest roads are treated with salt in advance of any forecasted frost or snow.



Our key gritting routes are split into Priority One and Priority Two categories. Our aim is to salt the ten priority one routes before forecasted snow or ice occurs. We prioritise clearing snow and ice from these areas as they pose the most risk to our residents, for example they're near schools and busier footways. For more information about our priority routes, visit our website: www.barnet.gov.uk/wintergritting



Once traffic on the priority network is flowing freely, all available resources are deployed to treat the priority two roads across the borough.



Grit bins are available at more than 492 known trouble spots and steep locations. You are welcome to use grit from any of our grit bins (please do not use on private property). Grit bins are replenished during and immediately after periods of adverse weather, or upon resident's requests. If you see a grit bin with low grit levels, please report it to highwayscorrespondence@barnet.gov.uk

Top tips for a safe journey this winter

1. Check the Met Office weather forecast: before you set off on your journey, make sure you visit www.metoffice.gov.uk to check weather warnings and road conditions before travelling. If weather is particularly poor, please only drive if you absolutely must make the journey. Remember to allow extra time and take care.



2. Prepare your driveway and pavements: throughout winter, help prevent snow and ice building up on pavements and driveways by putting some salt down before it snows or the temperature gets below freezing. For more information on how to self-grit or clear snow, visit:



3. Prepare your vehicle: it's a good idea to make sure your vehicle is fully serviced before winter starts and that you have the anti-freeze tested. If you can't have it serviced, then do your own checks. In particular, check:

- * lights are clean and working
- * battery is fully charged
- * windscreen, wiper blades and other windows are clean and the washer bottle is filled with screen wash
- * tyre condition, tread depth and pressure (of all the tyres, including the spare)
- * brakes are working well
- * fluids are kept topped up, especially windscreen wash, anti-freeze and oil

4. Keep emergency equipment in your car: make sure you have a bottle of water, non-perishable food, a first aid kit, torch, in car mobile phone charger, blanket and spare waterproof clothing. If you need to travel to more rural areas, be sure to also pack a shovel.



5. Wear study footwear: if you do not have to go out in the snow or ice, wear a good pair of boots – they keep your feet warm and have more grip than trainers or other shoes.



6. Drive carefully: If you find yourself driving in snow or on icy or snow covered roads, adapt your driving to these conditions. Reduce your speed smoothly, avoid harsh braking and sharp steering.

More tips for driving in snow or ice can be found by visiting: www.rospace.com.

